




READsquared Registration


1. Go to <https://emmauspl.readsquared.com/> or download the app on an Android or iOS mobile device.
2. Click on the green "Register Now" link on the right side (shown below).

Download the READsquared App


Available on the  App Store  Get it on Google play

Login

 Username:

 Password:

Don't have an account?
[Register now](#)

Did you forget your password? [Get it by email](#) 

3. You can register yourself, or yourself and children or your group.

Register

Who would you like to register?

4. Select your age.
5. Fill in your name, email address, and library card number. Your card number can be found under your barcode on your card or on your checkout receipt. It is not required for participation. Pick a username and password. All reviews are publicly viewable so pick a creative username if you want to remain anonymous. Click "Continue."
6. You're registered for READsquared and are ready to participate in Summer Reading Club 2020: Imagine Your Story. Have fun!