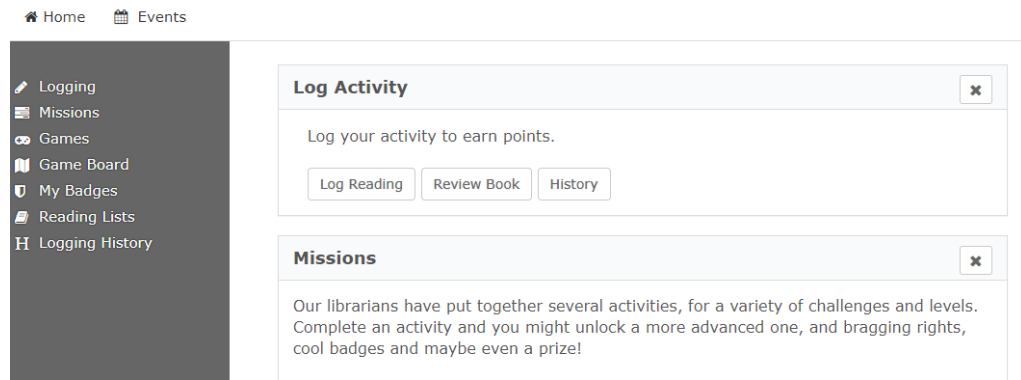
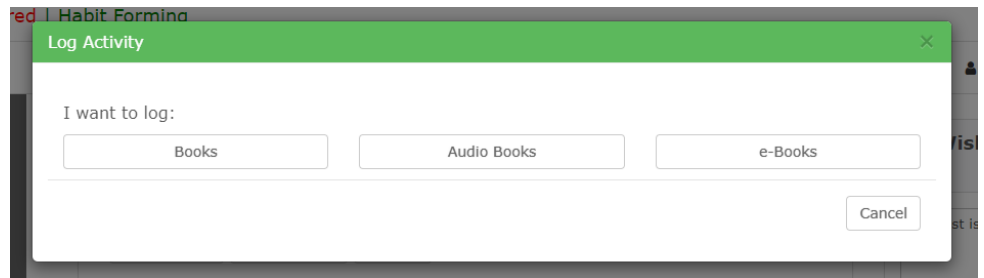


## How to log print books, audio books, or e-books for points on READsquared

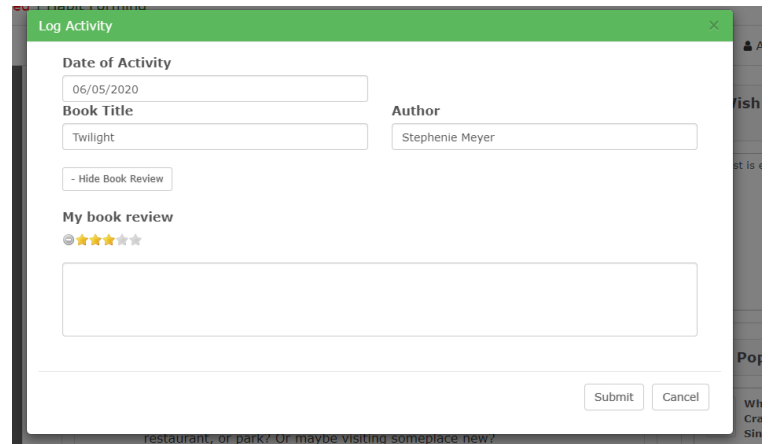
1. Once you are signed into READsquared, click on the "Logging" button on the left side of the screen.



2. Click on the "Log Reading" button and then select the type of item you are reviewing (print book, audio book, or e-book).



3. Enter the book title and author. You are not required to enter a review, but it will help other Summer Reading Club participants find good books. Click the "Add Book Review Button" to type out a review, if you choose. Your reviews will be viewable by the public.



4. Click "Submit" when done. You will immediately gain 200 points. Congratulations!

